

COMPANY UP&DOWN DOWNLIGHT IN-GROUND BRICKLIGHT FLOODLIGHT BOLLARD BULKHEAD GARDEN URBAN CLASSIC URBAN MODERN POST LAMPS REFERENCES

GINO 500 HIGH POWER LED

GRAND SIZE



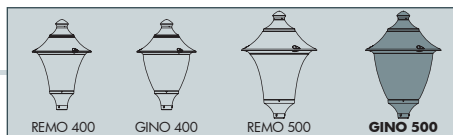
Modern luminaries made in shockproof resin material, UV rays stabilized, rust and corrosion-free. Suitable for post top and wall installation. Provided with double PMMA diffusers and with reflective ceiling designed to host the lighting source. Equipped with TÜV-CB certified, long-life and efficient **E27 high power LED lamp included**. Insulation class II, Protection rating IP65.

*Diffusore moderno realizzato in resina antiurto, stabilizzato ai raggi UV, inattaccabile da ruggine e corrosione. Idoneo per il montaggio a palo e a parete. Provvisto di un doppio diffusore in metacrilato e di soffitto riflettente, progettato per accogliere la sorgente luminosa. Fornito completo di **lampada a LED E27 ad ALTA POTENZA**, certificata TÜV-CB di lunga durata ed elevata efficienza. Classe di isolamento II, grado di protezione IP65.*



F60.000.W1L





GINO 500 E27 - E40 - COMPONENTS

IP65



ROOF complete with decorative pinnacle made of shockproof resin material, UV-rays stabilized, rust and corrosion-free.

TETTO completo di pinnacolo decorativo, realizzato in resina antiurto, stabilizzata ai raggi UV, inattaccabile da ruggine e corrosione.

High temperature resistant reflective **CEILING** made of shockproof resin material. Provided with E27 lampholder and equipped with **HIGH POWER LED lamp**. Designed to host and protect the lighting source, granting its safe and quick installation.

SOFFITTO riflettente realizzato in resina antiurto ad alta resistenza al calore. Fornito completo di portalamпада E27 e provvisto di lampada a LED ad ALTA POTENZA. Progettato per accogliere e proteggere la sorgente luminosa e per garantirne una veloce e sicura installazione.

OUTER DIFFUSER made of UV-rays stabilized polymethylmethacrylate (PMMA), one piece only, available in clear or opal colour.

DIFFUSORE ESTERNO realizzato in polimetilmetacrilato (PMMA) stabilizzato ai raggi UV, disponibile in colore trasparente o opale.

INNER DIFFUSER made of opal PMMA to gather the lighting output and get its uniform spread.

DIFFUSORE INTERNO realizzato in PMMA opale per raccogliere il fascio di luce e garantirne un'uniforme distribuzione.

BASE made in shockproof resin material consisting of a support for post top installation (diam 60mm) and of a cover designed for the inner diffuser fixation. A rubber gasket assures the protection against external agents.

BASE dell'apparecchio realizzata in resina antiurto, composta da un supporto (diam 60mm) e da un coperchio sui cui viene fissato il diffusore interno. Una guarnizione in gomma garantisce la protezione dagli agenti esterni.

GINO 500 E27

F60.000 *



Dimensions and weight

Height: 850 mm
Diameter: 600 mm
Weight: 7,3 Kg
Junction to support: diameter 60 mm
Area expose to wind pressure:
CxS = m² 0,262

Moulded colours:

Black White Grey

Diffuser PMMA:



Clear Opal

HIGH POWER LED




- **COST SAVING:** long-life and efficient LED light source.
- **BUILT-IN DRIVER:** quick and easy lamp replacement
- **GREAT FLEXIBILITY:** E27 standard lamp holder.
- **FUTURE-PROOFED LUMINARIES:** performances easy to upgrade to latest technology developments.
- **SUITABLE FOR OUTDOOR USE:** built-in driver fully protected against heat and humidity by silicone paste.

Luminaries equipped with TÜV-CB certified, long-life and efficient E27 high power LED lamp, granting the same luminous flux of traditional SON/HQI lighting sources. The lamp can be quickly and easily replaced, making the luminaries maintenance very simple.

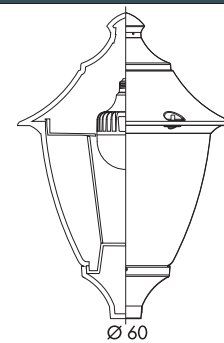
		100 - 240 V		*ADD SUFFIX
E27		50 W	5300 Lm	4000 K .H1L 3000 K .H1R
E27		60 W	7000 Lm	4000 K .W1L 3000 K .W1R

LED LAMPS

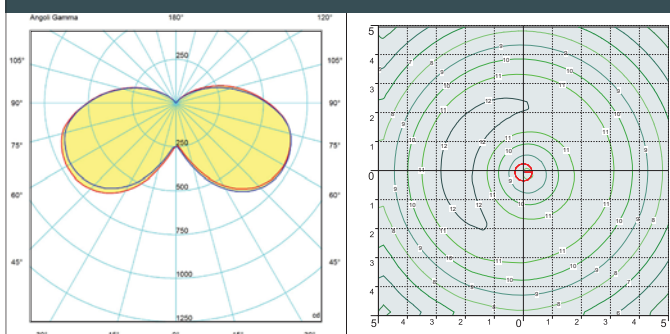



Technical details on page 552.

DOWNWARD LIGHT EMISSION



PHOTOMETRIC DATA SAMPLE - GINO 500 HIGH POWER LED






SAVE -47%

HIGH POWER LED 60W
(power consumption)

Area: 10x10mt
Height: 5mt
9 lux

=



HQI 100W
power consumption = 115W

* ADD THESE SUFFIXES TO THE REFERENCES MENTIONED IN THE CATALOGUE

COMPANY
UP&DOWN
DOWNLIGHT
IN-GROUND
BRICKLIGHT
FLOODLIGHT
BOLLARD
BULKHEAD
GARDEN
URBAN CLASSIC
URBAN MODERN
POST
LAMPS
REFERENCES

GINO 500

GRAND SIZE



F60.367.D9K



F60.421.W1L

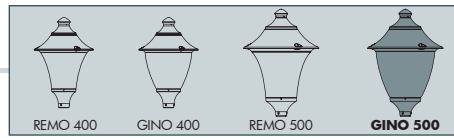


F60.253.W1L



F60.115





EKTOR 6000/GINO 500
F60.384.000

Pcs 1
Kg 84,8
mc 1,32

600

6735

400

EKTOR 5000/GINO 500 F60.377.000	AKILLE 5000/GINO 500 F60.427.000
Pcs 1 Kg 55,3 mc 0,39	
EKTOR 4500/GINO 500 F60.374.000	AKILLE 4500/GINO 500 F60.424.000
Pcs 1 Kg 49,8 mc 0,36	

600

600

5735

5235

265

EKTOR5000

AKILLE4500

EKTOR 4000/GINO 500 F60.371.000	AKILLE 4000/GINO 500 F60.421.000
Pcs 1 Kg 44,3 mc 0,33	
EKTOR 3500/GINO 500 F60.367.000	AKILLE 3500/GINO 500 F60.417.000
Pcs 1 Kg 40,9 mc 0,31	
EKTOR 3000/GINO 500 F60.364.000	AKILLE 3000/GINO 500 F60.414.000
Pcs 1 Kg 37,5 mc 0,28	

600

600

4735

3735

265

EKTOR4000

AKILLE3500

GINO 500
F60.000

Pcs 1
Kg 9,8
mc 0,11

600

850

Ø 60

PILAR/GINO 500
F60.253

Pcs 1
Kg 11,8
mc 0,14

920

1250

NEW LOT/GINO 500
F60.115

Pcs 1
Kg 10,1
mc 0,12

600

960