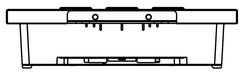

6 BOTTOM VIEW

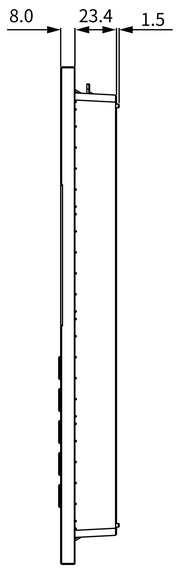


2 RIGHT VIEW

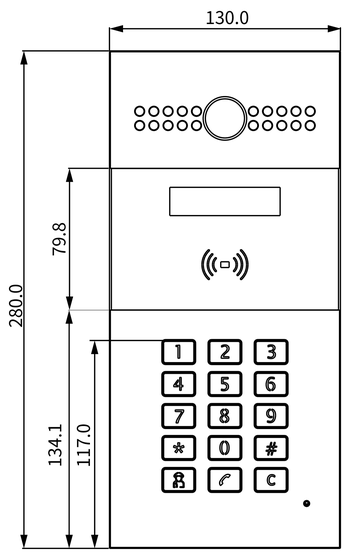


1 FRONT VIEW

3 LEFT VIEW

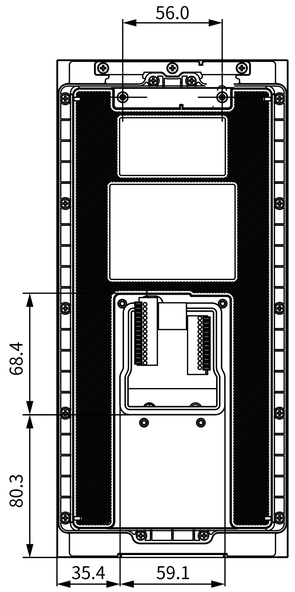


4 BACK VIEW

5 TOP VIEW

Akuvox
Open A Smart World

**Applicable Model**
R27

**Drawing Title**
Intercom Panel

**Drawing Unit**
mm

**Drawing Scale**
Not to scale

**DRAFT SUBJECT TO CHANGE**

**Last Revised**
Jun 18,2024

**Drawing Version**
V1.0

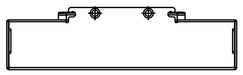

6 BOTTOM VIEW




2 RIGHT VIEW

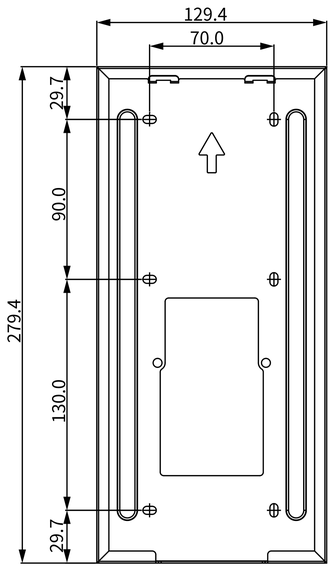


1 FRONT VIEW



3 LEFT VIEW

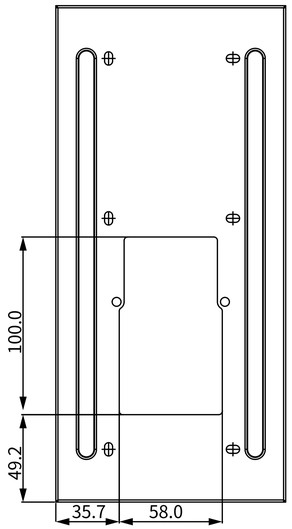


4 BACK VIEW

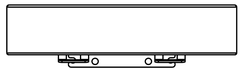

5 TOP VIEW

Akuvox
Open A Smart World

**Applicable Model**
R27

**Drawing Title**
Wall Mounting Box

**Drawing Unit**
mm

**Drawing Scale**
Not to scale

**DRAFT SUBJECT TO CHANGE**

**Last Revised**
Jun 18,2024

**Drawing Version**
V1.0




1 INTERCOM PANEL FRONT VIEW

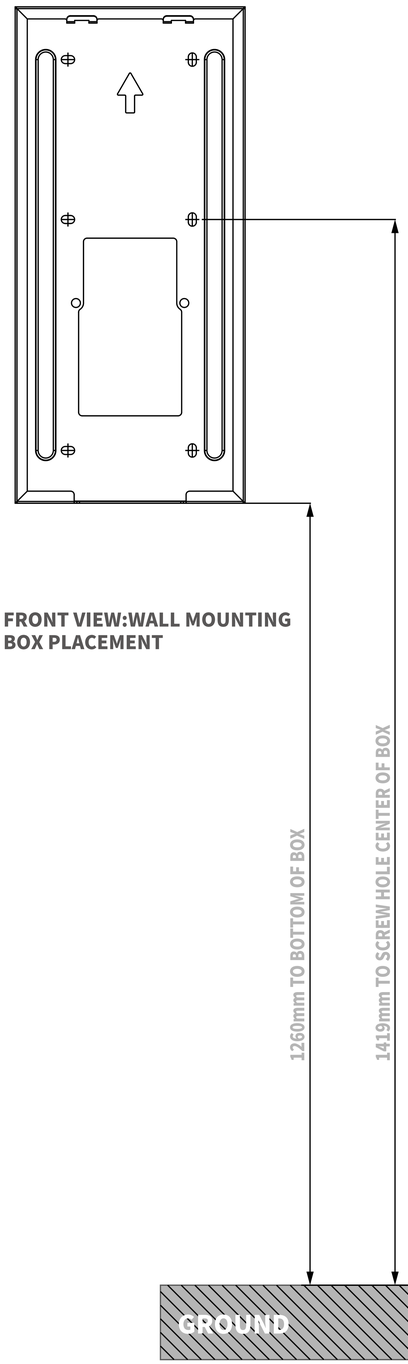


2 FRONT VIEW:WALL MOUNTING BOX PLACEMENT

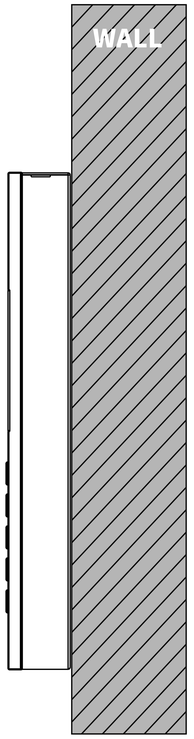


3 SIDE VIEW:INTERCOM ON WALL

Akuvox
Open A Smart World

**Applicable Model**
R27

**Drawing Title**
Placement

**Drawing Unit**
mm

**Drawing Scale**
Not to scale

**DRAFT SUBJECT TO CHANGE**

**Last Revised**
Jun 18,2024

**Drawing Version**
V1.0

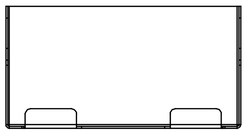

6 BOTTOM VIEW

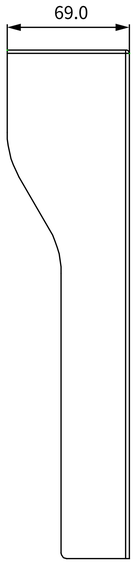


2 RIGHT VIEW

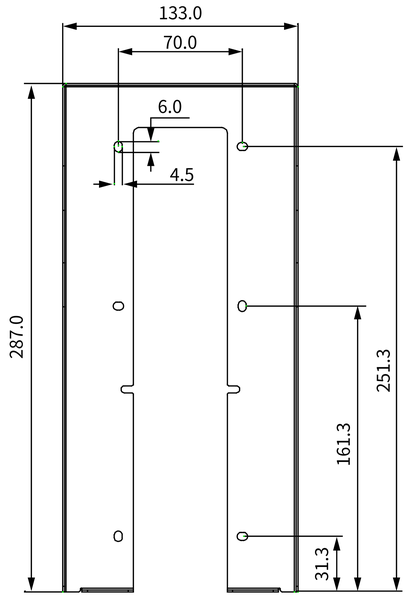


1 FRONT VIEW

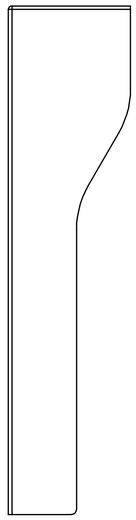

3 LEFT VIEW

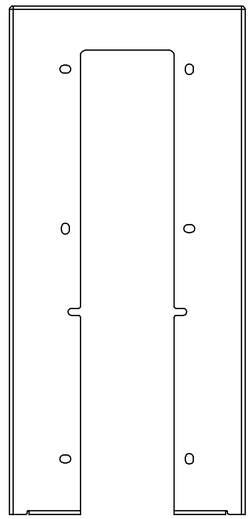

4 BACK VIEW

5 TOP VIEW

Akuvox
Open A Smart World

**Applicable Model**
R27

**Drawing Title**
On-Wall Mounting Rain Cover

**Drawing Unit**
mm

**Drawing Scale**
Not to scale

**DRAFT SUBJECT TO CHANGE**

**Last Revised**
Jun 18,2024

**Drawing Version**
V1.0

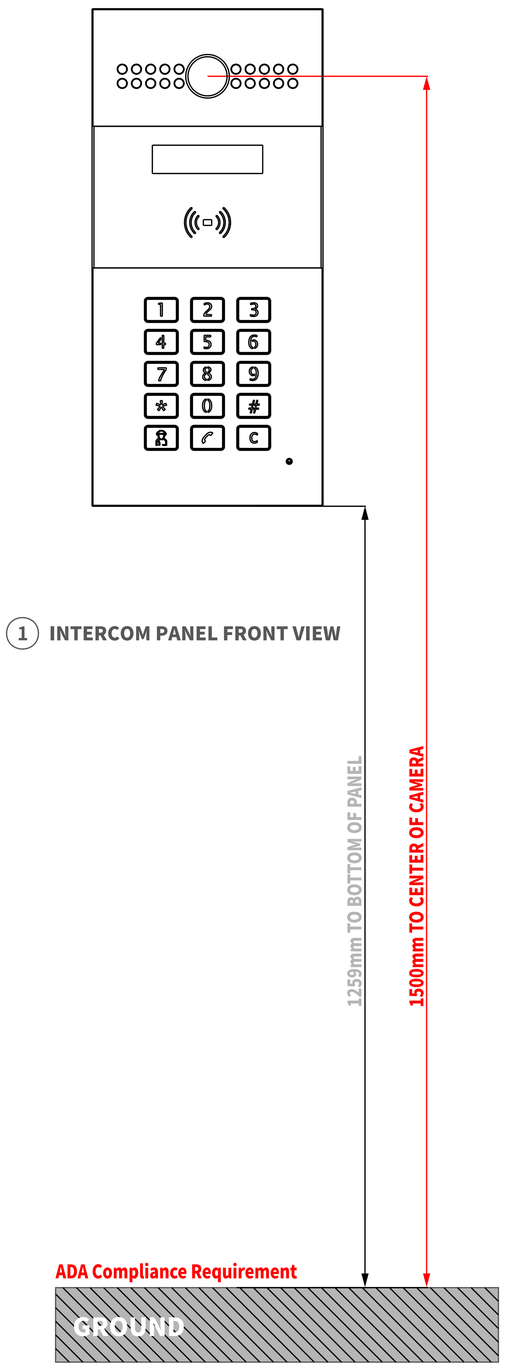


1 INTERCOM PANEL FRONT VIEW

2 FRONT VIEW:ON-WALL MOUNTING RAIN COVER PLACEMENT

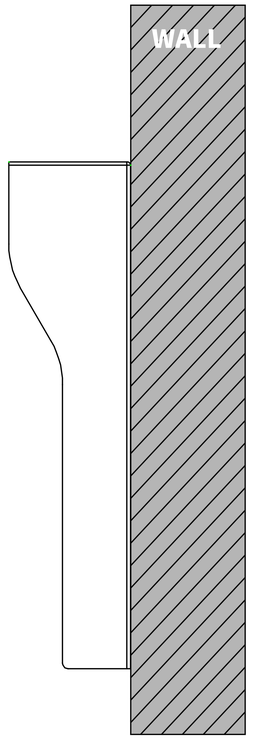


3 SIDE VIEW:INTERCOM ON WALL

Akuvox
Open A Smart World

**Applicable Model**
R27

**Drawing Title**
Placement

**Drawing Unit**
mm

**Drawing Scale**
Not to scale

**DRAFT SUBJECT TO CHANGE**

**Last Revised**
Jun 18,2024

**Drawing Version**
V1.0

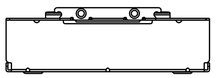

6 BOTTOM VIEW

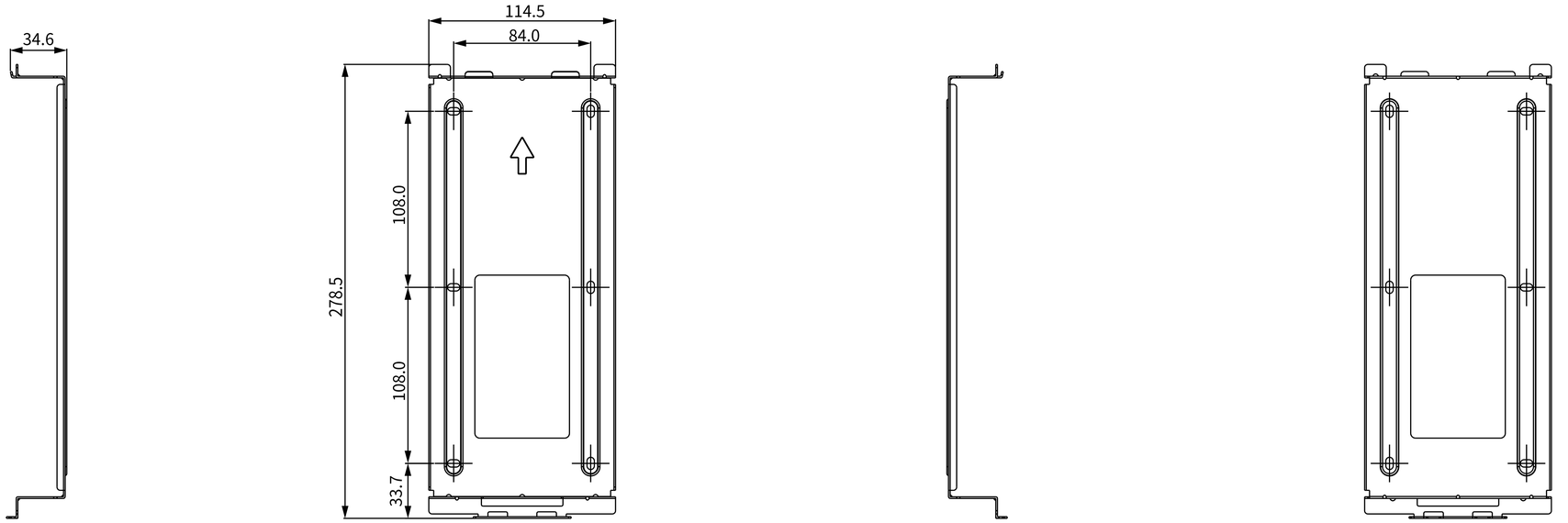


RIGHT VIEW

1 FRONT VIEW

3 LEFT VIEW

4 BACK VIEW

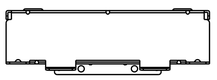

5 TOP VIEW

Akuvox
Open A Smart World

**Applicable Model**
R27

**Drawing Title**
Flush Mounting Bracket

**Drawing Unit**
mm

**Drawing Scale**
Not to scale

**DRAFT SUBJECT TO CHANGE**

**Last Revised**
Jun 18,2024

**Drawing Version**
V1.0

6 BOTTOM VIEW

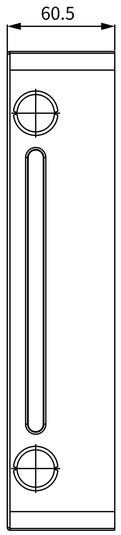


2 RIGHT VIEW

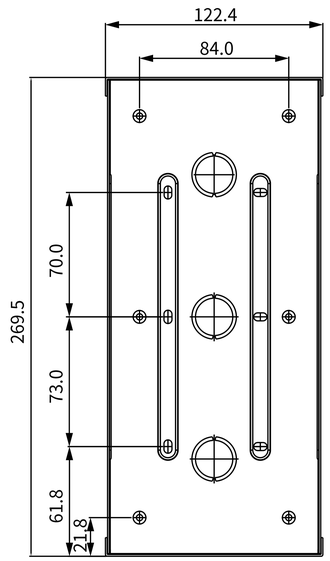


1 FRONT VIEW

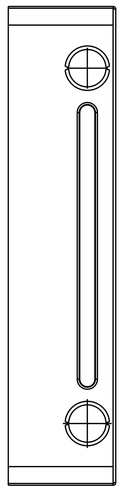

3 LEFT VIEW

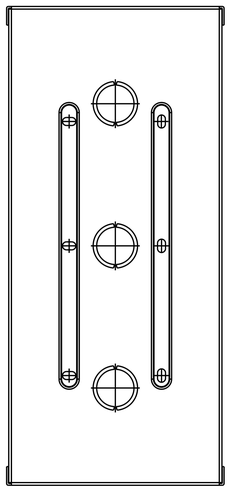

4 BACK VIEW

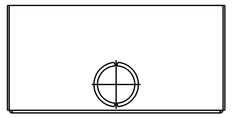

5 TOP VIEW

Akuvox
Open A Smart World

**Applicable Model**
R27

**Drawing Title**
Flush Mounting Box

**Drawing Unit**
mm

**Drawing Scale**
Not to scale

**DRAFT SUBJECT TO CHANGE**

**Last Revised**
Jun 18,2024

**Drawing Version**
V1.0

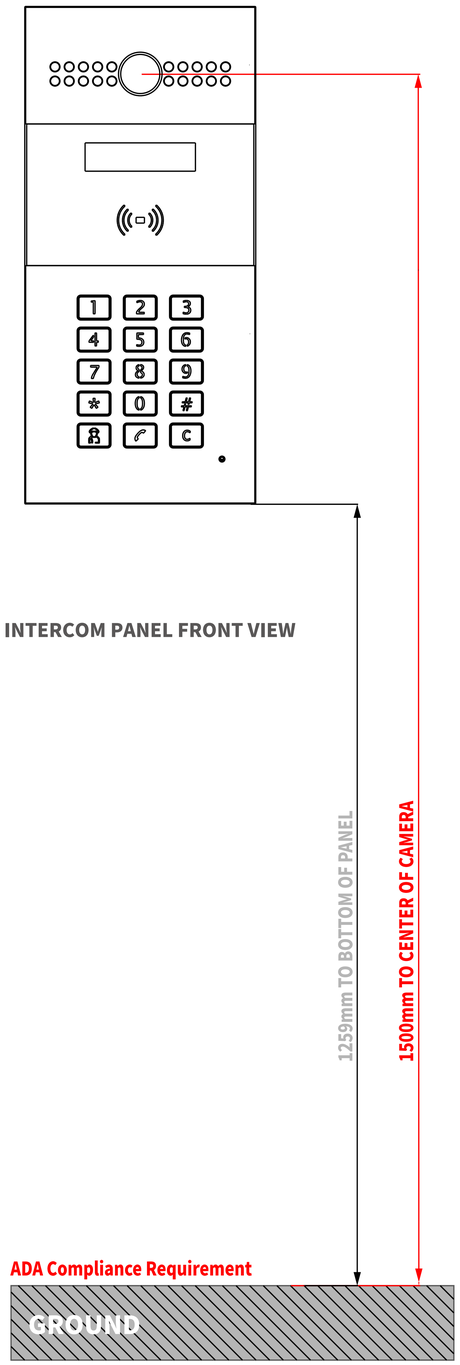


1 INTERCOM PANEL FRONT VIEW

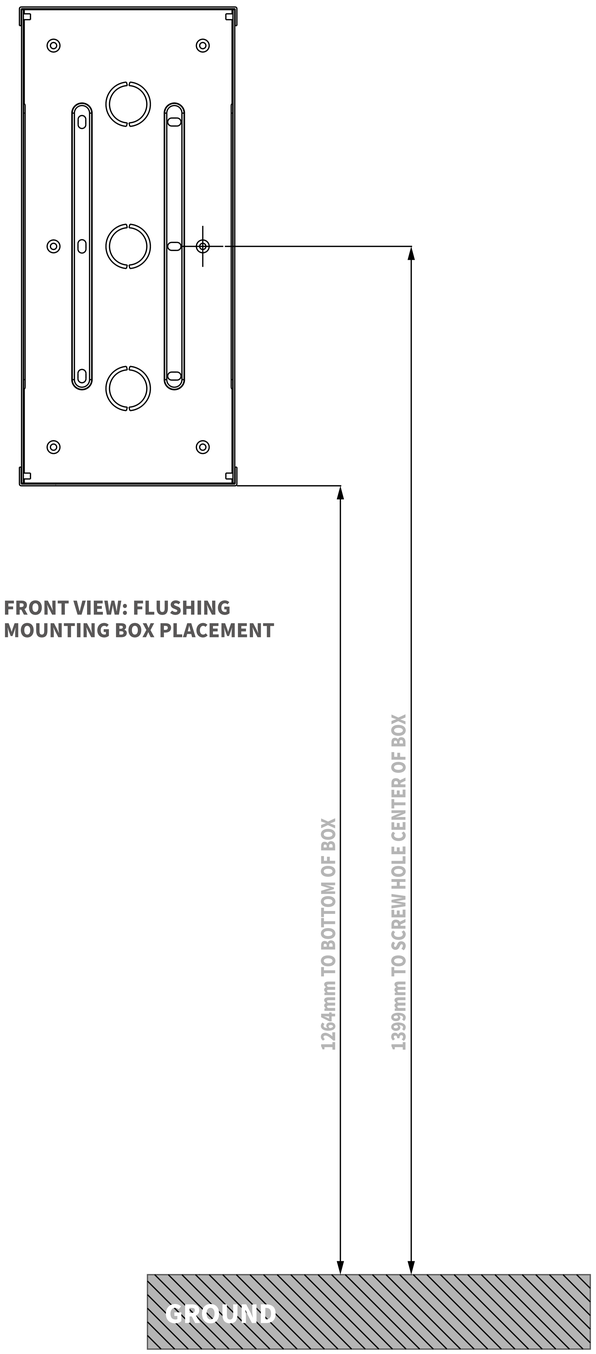


2 FRONT VIEW: FLUSHING MOUNTING BOX PLACEMENT

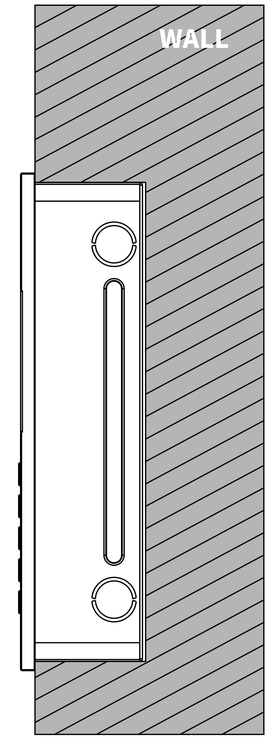


3 SIDE VIEW:INTERCOM IN WALL

Akuvox
Open A Smart World

**Applicable Model**
R27

**Drawing Title**
Placement

**Drawing Unit**
mm

**Drawing Scale**
Not to scale

**DRAFT SUBJECT TO CHANGE**

**Last Revised**
Jun 18,2024

**Drawing Version**
V1.0

6 BOTTOM VIEW

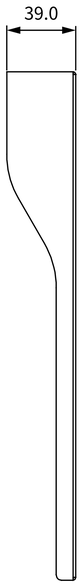


2 RIGHT VIEW

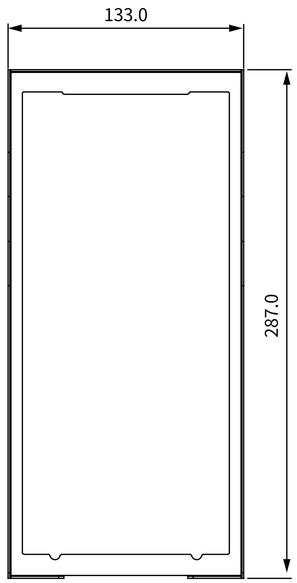


1 FRONT VIEW



3 LEFT VIEW



4 BACK VIEW

5 TOP VIEW

Akuvox
Open A Smart World

**Applicable Model**
R27

**Drawing Title**
In-Wall Mounting Rain Cover

**Drawing Unit**
mm

**Drawing Scale**
Not to scale

**DRAFT SUBJECT TO CHANGE**

**Last Revised**
Jun 18,2024

**Drawing Version**
V1.0

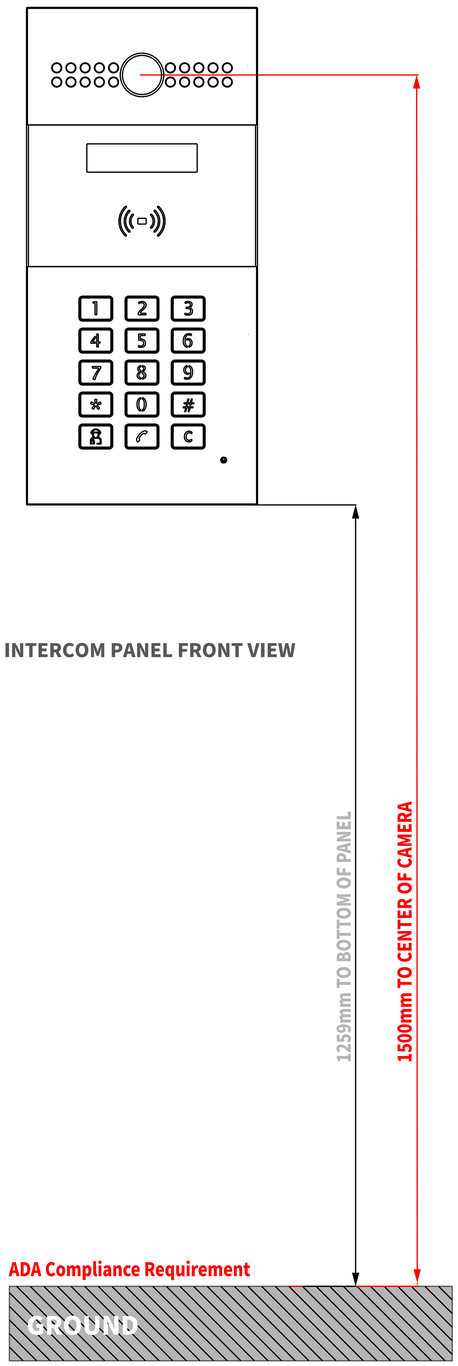


1 INTERCOM PANEL FRONT VIEW




2 FRONT VIEW:IN-WALL MOUNTING RAIN COVER PLACEMENT

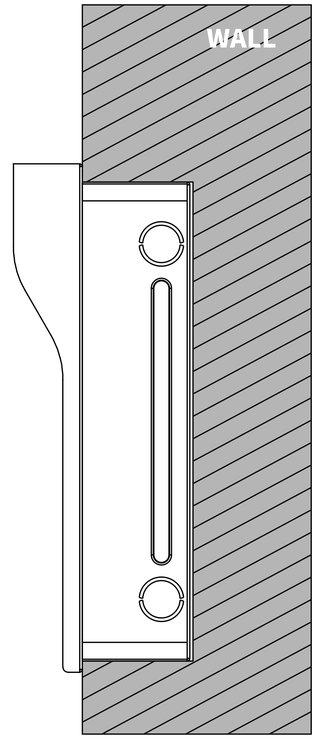


3 SIDE VIEW:INTERCOM IN WALL

Akuvox
Open A Smart World

**Applicable Model**
R27

**Drawing Title**
Placement

**Drawing Unit**
mm

**Drawing Scale**
Not to scale

**DRAFT SUBJECT TO CHANGE**

**Last Revised**
Jun 18,2024

**Drawing Version**
V1.0